

Nov/Dec 2023

NEWSLETTER

Themes

Cooling Down

As fall changes to winter, the children will find seasonal changes fascinating. Snuggle up as the weather cools down and explore ways that animals and humans prepare for winter and how trees and plants change.

Barnyard Bash

Life on the farm is filled with adventure! In this theme, children will investigate all aspects of farm life, including animals, barns, harvesting crops, farming jobs, and equipment.

Five Super Senses

The winter and holiday seasons call upon our senses in special ways. Whether it's the lights of decorations, the scent of fresh-baked cookies, or the warmth of a soft scarf, there's so much to see, smell, feel, hear, and taste this time of year. This theme explores it all and offers helpful child development tips about the senses!


Merry Memories

Capture this special time of year by making merry memories! Children will dance, sing, and play games to celebrate holidays, the new year, and your time together.

Vocabulary

den, geese, groundhog, barn, tractor, hay, smelling, seeing, touching, tree, gifts, lights

Colors/Shapes



Opposites

on/off

Sign Language



book

Place palms together. Open hands like a book, with pinkies touching.



banana

Pretend to peel raised index finger twice.




dog

Snap fingers twice using thumb and middle finger.



cat

Pinch together index finger and thumb near cheek as if pulling whiskers.



horse

Place thumb above your temple. Bend and unbend first two fingers like a horse's ear twitching.



bunny

Place fists on top of head. Move fingers up and down like bunny ears twitching.

Learn with Me!

• Finish the Sentence

Explore weather changes as you engage in short conversations with your child. Go for a walk around your neighborhood to point out changes in plants, flowers, and trees. Begin a short sentence and let your child finish it with a word of their choosing. You may say something like, "The leaves are _____," or "The weather feels _____."

• Singing and Dancing

Play seasonal, classic, and holiday songs for a fun music time together. Include props, such as bells, dancing scarves, or toy microphones. Get ready to sing your favorite songs together! Singing and dancing are great ways to make memories with our little ones!

My Project: Farming Tractor

When I bring this project home, we can:

- Talk about how tractors are used on farms.
- Compare tractors with other vehicles. Which vehicles are bigger or smaller than tractors?
- Look for tractors in books about life on the farm.



Graphic is intended to show sample of project. Materials may be substituted or used differently.

FAMILY CONNECTION

Book List

Hello, World! Weather

by Jill McDonald

¡Hola, granja! Hello, Farm!
by Amy Pixton

Old Bear
by Kevin Henkes

Play with Paint! by Jenny Pinkerton

Big Red Barn
by Margaret Wise
Brown

Grandma's Sugar Cookie

by Rose Rossner

Songs

Scamper in the Leaves

Sung to “The Farmer in the Dell”

Scamper in the leaves,
Scamper in the leaves,
We are little squirrels who like to
Scamper in the leaves.

Swish our bushy tails,
Swish our bushy tails,
We are little squirrels who like to
Swish our bushy tails

Super Senses

Sung to "The Muffin Man"


Oh, do you use your (ears to hear),
Your (ears to hear), your (ears to hear)?
Oh, do you use your (ears to hear)?
Oh, yes! We use our (ears)!

Repeat with: **nose to smell, mouth to taste, hands to touch, and eyes to see**

Recipe

Apple Pie Overnight Oats

1 cup applesauce
1 cup plain Greek yogurt OR dairy-free
yogurt of choice
½ cup quick oats
4 teaspoons chia seeds
½ tsp. cinnamon
finely chopped apple and nuts (optional)



Combine the first five ingredients in a bowl. Divide the mixture into single-portion storage containers and seal. Refrigerate overnight. Serve cold. Top with a sprinkle of finely chopped apple and nuts, if preferred. Recipe makes 2–4 servings, depending on portion size.

Reminders

This image shows a single sheet of white paper with horizontal blue ruling lines. The lines are evenly spaced and run across the width of the page. There are approximately 20 lines visible. The paper has a slightly aged or off-white appearance.