



### Themes

Making Music  
I'm Thankful  
All Aboard!  
Jolly Holidays


### Vocabulary

musical instruments,  
singing, place setting,  
cornucopia, train,  
tracks, lights, hot cocoa

### Nursery Rhymes

Sing a Song of Sixpence  
Down by the Station

### Sign Language



**go**  
Point with index fingers in the direction you wish to go.



**more**  
Bring fingertips together a few times.



**all done**  
Turns palms upward and then outward.




**please**  
Move hand in a circle with palm facing chest.



**thank you**  
Touch lips with open hand. Move hand away from face, palm upward. Smile.

### Colors/Shapes




### Opposites

stop/go

### Help Me Grow!

Invite your child to color the train. As he works, name the colors he uses and celebrate his effort. Place a picture of your child in the train window. Fill in the blank with your child's name and read the sentence to him. Return this sheet to your child care provider so that your child's work can be shared with the group.

Return by \_\_\_\_\_.



My name is \_\_\_\_\_ the train conductor.

# FAMILY CONNECTION

## Activities


- **Dance Party**  
Play lively music and dance together! Check out [families.naeyc.org/songs/archive](https://families.naeyc.org/songs/archive) to hear music from familiar performers and discover some new artists.
- **Family Memories**  
Sit with your child and look at family photos together. You may include photos of holiday gatherings or just everyday events. Talk about the people in the pictures and what is happening.
- **Imaginary Train Ride**  
Help your child line up chairs or large boxes to make a train. You, your child, and assorted stuffed animals, or other toys can board the train and pretend to ride. Talk about where you go and what you see.
- **Search for Signs**  
Help your child notice stop signs and traffic signals as you travel around town. Explain that these symbols let drivers know when to stop and go.

## Recipe

### Diced Fruit Delights

Sugar cookies OR round crackers  
Soft cream cheese  
Finely diced fruit

Finely dice a variety of fruits that your family enjoys. Invite your child to help cut softer fruits with a child-safe knife. Help your child spread soft cream cheese on plain sugar cookies or round crackers. Decorate the cookies or crackers with stripes or swirls of the diced fruit. Serve immediately.



## Reminders

---

---

---

---

## Songs

### I'm So Thankful

Sung to "The Muffin Man"

I'm thankful for (so many things),  
(So many things, so many things).  
I'm thankful for (so many things).  
Do you feel thankful too?

Repeat with:

my family  
the food I eat  
a place to live

Repeat first verse.



### Clickety Clack

Sung to "Skip to My Lou"

Here comes the engine down the track,  
Pulling the cars with a clickety clack.  
The little caboose is in the back.  
Clickety, clickety, clack.

Chorus:  
Click, clack, clickety clack.  
Click, clack, clickety clack.  
Click, clack, clickety clack.  
Clickety, clickety, clack.

The train is hauling gifts and toys,  
To give to happy girls and boys.  
I love to hear its clickety noise!  
Clickety, clickety, clack.

Repeat chorus.



## Book List

*Baby Be Kind*  
by Jane Cowen-Fletcher

*Baby Loves to Rock!*  
by Wednesday Kirwan

*Mealtime and Manners Time*  
both by Elizabeth Verdick

*Trains Go*  
by Steve Light

*The Last Marshmallow*  
by Grace Lin

*Ten Sparkly Snowflakes*  
by Tiger Tales