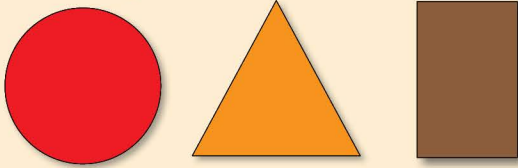


Themes

Great Outdoors
Summer Safety

Shapes and Colors



Numbers

1-8


Letters

A-H

Alphabet Words

ant, boot,
car, duck,
egg, fish,
goose, hat

Sign Language



Theme Descriptions

Great Outdoors: Unpack your knapsack and start setting up camp! The children will learn a few campfire songs, play in a tent in dramatic play, discuss camping safety, and share their own camping experiences.



Summer Safety: Summer has finally arrived! This theme teaches children how they can stay safe as they enjoy the great outdoors. Bike safety, water safety, sun safety, and car safety will be included. Father's Day activities will be touched upon as well.

Activities for Home

- Build happy family memories with a backyard campout. If you have a tent, set it up and spend the night together. If not, choose a warm evening and sleep under the stars.
- June 14 is Flag Day. As you drive around town, look for flags. How many can you and your child find together?
- Father's Day is on Sunday, June 21. Invite your child to draw a picture for his dad or anyone who fills that role in his life. Write down any words your child would like to add to the picture.
- Let your child know how proud you are when she remembers safety rules. You can be a great role model by letting your child see you put on sunscreen, wear your seat belt, and follow other safety rules.

Look for Books

The best way to learn which books your child enjoys is to read children's books—lots of them! Check out funshineextras.com for Book Lists corresponding to each month's themes. Get to know your local librarians and ask for their recommendations as well.

A Campfire Tale

by Sarah Glenn Marsh

Hiking Day

by Anne Rockwell

Summer Walk

by Virginia Brimhall
Snow

Most Marshmallows

by Rowboat Watkins

The Berenstain Bears

Learn about Strangers

by Stan & Jan Berenstain

I Can Play It Safe

by Alison Feigh

Jabari Jumps

by Gaia Cornwall

How Do Dinosaurs Stay Safe?

by Jane Yolen


Cooking Together

When cooking with young children, allow them to help in a safe way with mixing, pouring, rolling, mashing, shaking, etc. Use words to describe what you are doing and what you plan to do next. Talk about what you see, smell, feel, hear, and taste.

Stoplight Snacks

graham crackers
cream cheese OR peanut butter
sliced strawberries, bananas, and kiwi

Provide your child with a graham cracker square. Help her break the cracker into smaller rectangular sections. Give her a plastic knife. Offer cream cheese or peanut butter for her to spread onto each rectangle. Invite her to press the pieces of fruit onto the cracker to resemble a stoplight.



Sing Along With Me

Find these songs at www.funshineexpress.com

A-Camping We Will Go

Sung to "The Farmer in the Dell"

A-camping we will go,
A-camping we will go,
We'll pack our bags and pitch our tents,
A-camping we will go!



Repeat with:

A-hiking we will go...
We'll pack our bags and lace our boots,
A-hiking we will go.

A-swimming we will go...
We'll pack our bags and grab a towel,
A-swimming we will go.



My Swimming Suit

Sung to "The Muffin Man"

Oh, have you seen my swimming suit,
My swimming suit, my swimming suit?
Have you seen my swimming suit?
I lost it in the pool!

Oh, yes, we've seen your swimming suit,
Your swimming suit, your swimming suit!
Oh, yes, we've seen your swimming suit,
It's down at the bottom of the pool!



Reminders . . .

Connect With Us!

