

Themes

Ready, Set, Go!


In this theme, children will explore cars, trucks, bikes, airplanes, wagons, and other vehicles that take us from place to place. They will investigate ways wheels help people and things move around. Science concepts abound in this theme. It's time to ride!

Sparkles and Shivers

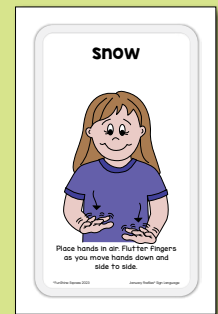
Winter's chill has arrived in many parts of the country. Yet, there are many fun activities to do on frigid, winter days, as long as we bundle up in warm clothes! The children will learn about winter weather, snow creatures, and even the tundra!

Alphabet Words

mailbox, mop, mountain, mug, nails, neck, nectarines, night, octagon, oranges, ostrich, otter

Color/Shape	Letters/ Numbers
	Mm, Nn, Oo 11, 12

Sign Language



Learn with Me!

- Ramp Building**

Invite your child to build a ramp to test the speed of toy vehicles. Gather cardboard pieces, cardboard tubes, tape, and assorted toy vehicles. Work with your child to construct a ramp. What ideas can you put together to make the ramp work? Test assorted sizes and weights of vehicles on the ramp. Which one goes fastest? Graph your findings together.


- Will It Freeze?**

Go around the house with your child collecting items for a fun weather-related experiment. Make sure the items differentiate from each other, such as a scarf, a piece of old bread, a bottle of water, etc. Ask your child to observe and feel each item's original temperature, texture, and form. Work with your child to place the items in separate containers or boxes and label them. Set the containers outside and leave them overnight. In the morning, investigate the changes in each object. Did they freeze? How can the child tell? How different do they look from their original state?

- My Project: Choo Choo Train**

When I bring this project home, we can:

- Make fun train sounds!
- Use the train prop along with other toy trains to set up a train station.



- My Project: Twirling Snowflake**

When I bring this project home, we can:

- Take turns twirling the snowflake and singing a winter song.
- Talk about the project's materials and textures and the art process.



FAMILY CONNECTION

Book List

Night Light
by Nicholas Blechman

Hello, Airplane!
by Bill Cotter

Trucker and Train
by Hannah Stark

When Charley Met Emma
by Amy Webb

A Dot in the Snow
by Corrinne Averiss

The Snowman Shuffle
by Christianne C. Jones

Winter Cats
by Janet Lawler

A Day for Skating
by Sarah Sullivan

Songs

Driving My Car
Sung to "The Farmer in the Dell"

I'm driving in my car.
I'm driving in my car.
I honk the horn, "Beep, beep, toot, toot!"
I'm driving in my car.

I'm turning the wheels.
I'm turning the wheels.
I honk the horn, "Beep, beep, toot, toot!"
I'm turning the wheels.



Snowflakes All Around
Sung to "Are You Sleeping?"

Snowflakes falling, snowflakes falling,
Wherever I go, wherever I go.
Snowflakes in the air,
Snowflakes in my hair,
I love them so. I love them so.

Snowflakes falling, snowflakes falling,
All around, all around.
Snowflakes on the trees
And floating in the breeze,
And on the ground, on the ground.



Recipe

Homemade Hot Chocolate

- 4 cups milk
- ¼ cup unsweetened cocoa powder
- ¼ cup granulated sugar
- ½ cup chocolate chips
- ¼ teaspoon vanilla extract

Warm up with delicious homemade hot chocolate! Add milk, cocoa powder, and sugar to a saucepan. Warm over medium-low heat, whisking frequently. (Do not boil.) Add chocolate chips and whisk until they melt. Add vanilla extract. Pour into mugs and let cool slightly. Top with marshmallows or whipped cream, if preferred. This recipe serves 4.



Reminders
