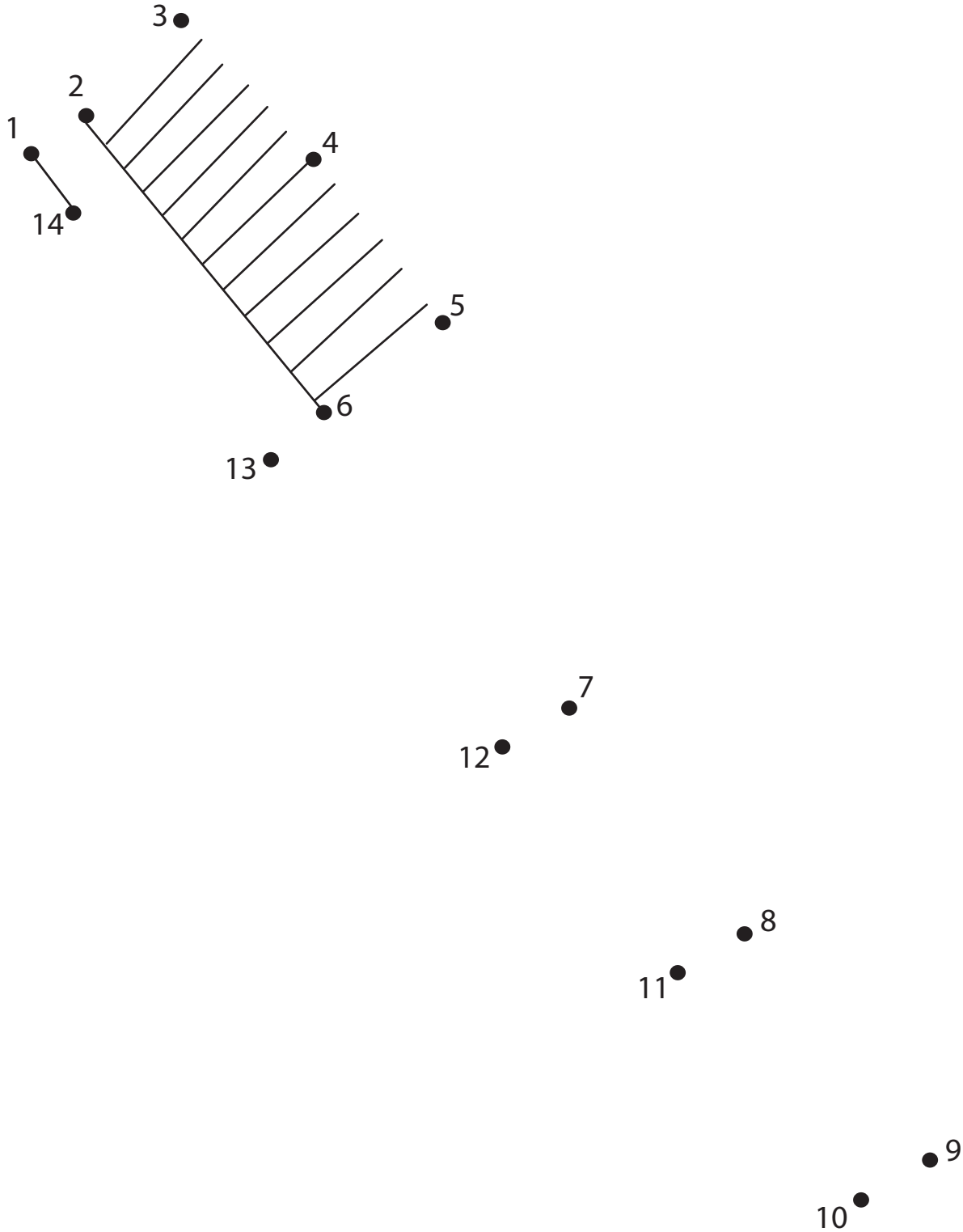





Name \_\_\_\_\_

Connect the dots to finish the picture. Color the picture.








Name \_\_\_\_\_

Cut along each line to reach the love bugs.




Name \_\_\_\_\_

Trace and color the hearts.



Name \_\_\_\_\_

Circle all the letter P's. Underline all the letter Q's. Place an X through all the letter R's.



A large rectangular frame containing various letters for a matching activity. The letters are arranged as follows:

- Row 1: B, r, Q, E, q
- Row 2: g, p, d, c
- Row 3: K, O, R, n
- Row 4: P, j, f, h, L
- Row 5: m, r, D, A
- Row 6: a, q, p

